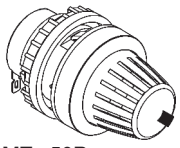
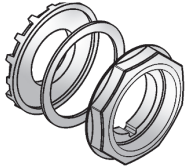


# Time Relays

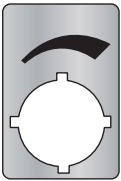
## CT-D & CT-S Range - Accessories & Dimensions




MT-x50B




30 mm adapters



Marker label  
29.6 x 44.5 mm



Marker label  
with scale 0-10  
48.5 x 44.5 mm



Marker label  
with scale 0-30  
48.5 x 44.5 mm

### Remote potentiometer

50 k $\Omega$   $\pm$ 20 % - 0,2  $\Omega$ , degree of protection IP66

Material	Diameter in mm	Type	Order code	Pack.- unit pieces	Weight 1 piece g / oz
Plastic, black	22.5	MT-150B	1SFA611410R1506	1	0.040
Plastic, chrome	22.5	MT-250B	1SFA611410R2506	1	0.040
Metal, chrome	22.5	MT-350B	1SFA611410R3506	1	0.048

### 30 mm adapter for attaching the potentiometer 22 mm in 30 mm mounting hole

Material	Type	Order code	Pack.- unit pieces	Weight 1 piece g / oz
Plastic, black	KA1-8029	1SFA616920R8029	1	
Metal, chrome	KA1-8030	1SFA616920R8030	1	

### Marker label

Caption	Type	Order code	Pack.- unit pieces	Weight 1 piece g / oz
Symbol (see illustration)	SK 615 562-87	GJD6155620R0087	1	0.002
Scale 0 - 10	SK 615 562-88	GJD6155620R0088	1	0.002
Scale 0 - 30	MA16-1060	1SFA611940R1060	1	0.002

### Accessories

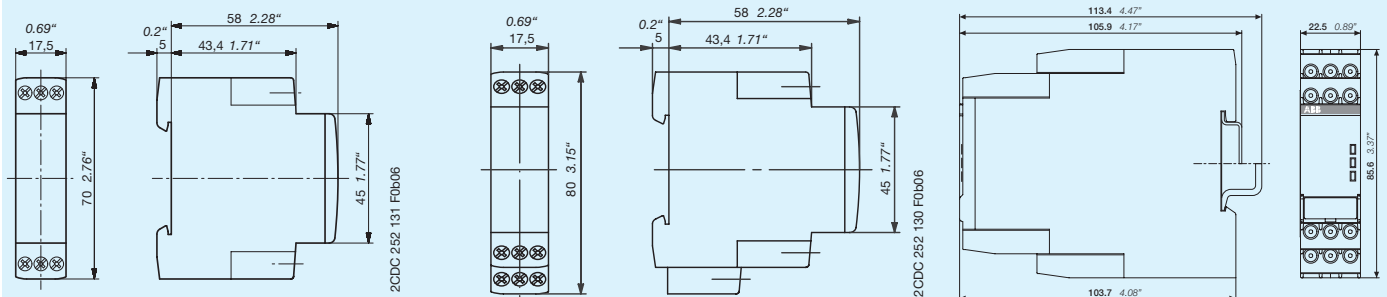
Material	for devices	Type	Order code	Pack.- unit pieces	Weight 1 piece g / oz
Adapter for screw mounting	CT-S 22.5 mm	ADP.01	1SVR430029R0100	1	18.4/0.65
Sealable transparent cover		COV.01	1SVR430005R0100	1	5.2/0.18
Sealable transparent cover	CT-S.P/S 22.5 mm	COV.11	1SVR730005R0100	1	4 / 0.129

### Marker label

Material	for devices	Type	Order code	Pack.- unit pieces	Weight 1 piece g / oz
Marker	CT-S without DIP switch	MAR.01	1SVR366017R0100	10	0.19/0.007
Marker	CT-S with DIP switch	MAR.02	1SVR430043R0000	10	0.13/0.005
Marker	CT-S.S/P with DIP switch	MAR.12	1SVR730006R0000	10	0.152/0.335

### Dimensional drawings

dimensions in mm



CT-D devices with  
1 c/o contact or 2 n/o contacts

CT-D devices with 2 c/o contacts

1SVR 730 xxx xxx, 1SVR 740 xxx xxx